



Mounting to a concrete foundation below ground level.




1) Attach a 40 cm extension to each leg of the device.



2) Place the device 40 cm below ground level.



3) Pour a 20 cm deep concrete foundation at the bottom.



4) Backfill the mounting location and level the surface.