


Mounting to a hard ground level surface.




1) Choose an appropriate mounting location that meets the following requirements:

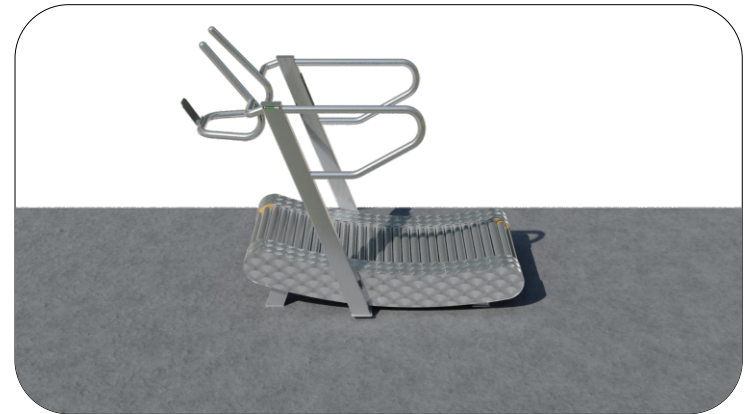
- a) The mounting location must be at ground level.
- b) The mounting location must have a hard surface - concrete, paving stones, wood, steel.



2) At the intended mounting site, drill 4 holes according to the "Device Feet" file and insert M14 expansion bolts into the holes.



3) Place the device on the prepared site.



4) Attach the device to the foundation - use 4 M10x100 screws that fit the M14x100 expansion bolts and put on M10 plastic caps.